

The Power Protection division of GE Consumer & Industrial is a first class European supplier of low-voltage products including wiring devices, residential and industrial electrical distribution components, automation products, enclosures and switchboards. Demand for the company's products comes from wholesalers, installers, panel-board builders, contractors, OEMs and utilities worldwide


www.ge.com/eu/powerprotection

GE POWER CONTROLS Ltd
129-135 Camp Road
St Albans
Herts AL1 5HL
United Kingdom

Customer Service
Tel. 0800 587 1251
Fax 0800 587 1239
E-mail: gepcuk@gepc.ge.com



New Consumer Units

Just feel protected





Consumer units

- Advantages
- Range and order codes

Modular devices

- MCB's
- RCBO's
- RCCB's
- Modular control
- Plug-in MCB's

Index

Just feel protected

Safe & reliable

The NEW consumer unit range provides electricians throughout the land with exactly what they need: high quality and reliability, flexibility, safe and of course easy to install. It's everything that you asked for.

Manufactured in **high quality polycarbonate** ABS with glow wire 960°C for the base and 650°C for the cover and door.

Factory fitted surge protection option helps to extend the life of your electrical equipment for the whole installation.

Transparent door available as an option.

Advantages

Advantages




Full door with **key locking option** allows for enhanced security of device operation.




Reliable **top and bottom door opening** mechanism holds the door securely when open or closed.



Full plastic DIN rail ensures no sharp edges and reduced metallic parts to increase safety when cabling.



Clearly numbered & colour coded **terminal labels** aid correct wiring.



Clip in supports maintain busbar integrity when fixing devices.

Easy to install


Through collaboration with electricians throughout the UK the NEW consumer unit provides a number of time saving features to help reduce your on site installation costs.

Advantages




Comprehensive cable entry ensures easy cabling for the installer.

Generous wiring space even when using 1 module RCBO's.




Terminal supplied in the open position allow for speedy cable installation.



Earth disconnect link aids speedy testing.

Combination 25mm² & 16mm² terminals allow easy connection of neutral and earth cables.

Pre-configured ready to accept MCB's or flexible options for on site configuration – you choose.



Slotted corner and centre key hole enclosure fixings ensure a quick and easy installation.

Quick release cover fixings allow for easy and reliable fitting and removal.



Easy to remove full DIN rail provides easy and secure fixing of all devices.



Enclosure stacking option as standard provides flexible solutions.

Advantages



Consumer Unit

BS EN60439-3



Applications



Standard / Marking

BS EN 60439-3



Performance

Voltage	240V 50Hz
Rating main switch	100A/63A
Rating RCCB	63A, 80A & 100A
IP rating	IP40
Poles	1P+N
Terminal capacity	25mm ² + 16mm ²

Dimensions Insulated

Dimension code	Height	Width	Depth
A (4 module)	245	198	120
B (10 module)	245	306	120
C (14 module)	245	378	120
D (18 module)	245	468	120

Dimensions Metal

Dimension code	Height	Width	Depth
A (4 module)	175	112	90
B (10 module)	208	218	108
C (14 module)	208	292	108
D (18 module)	208	370	108

Insulated main switch up to 100A



Available Q1 2008

MCB ways	Rating (A)	HxWxD code	Cat. No.	Ref. No.	Pack.
1 ⁽¹⁾	63A	A	MS1	662100	1
2 ⁽¹⁾	63A	A	MS2	662101	1
4	100A	B	MS4	662102	1
6	100A	B	MS6	662103	1
8	100A	B	MS8	662104	1
11	100A	C	MS11	662105	1
13	100A (45kA SPD)	D	MS13SPD	662107	1
16	100A	D	MS16	662106	1

Insulated RCCB main switch up to 80A



Available Q1 2008

MCB ways	Rating (A)	Sensitivity (mA)	HxWxD code	Cat. No.	Ref. No.	Pack.
1 ⁽²⁾	63A	30mA	A	RM1	662108	1
2 ⁽²⁾	63A	30mA	A	RM2	662109	1
4	80A	30mA	B	RM4	662110	1
6	80A	30mA	B	RM6	662111	1
8	80A	30mA	B	RM8	662112	1
11	80A	30mA	C	RM11	662113	1
13	80A	30mA	D	RM14SPD	662115	1
16	80A	30mA	D	RM16	662114	1

Insulated split load 100A main switch & 80A 30mA RCCB



Available Q1 2008

MCB ways	Split		HxWxD code	Cat. No.	Ref. No.	Pack.
	Iso	RCCB				
<i>Pre-configured</i>						
6	3	3	B	SL33	662119	1
10	5	5	C	SL55	662120	1
10	6	4	C	SL64	662121	1
12	6	6	D	SL66	662122	1
14	7	7	D	SL77	662123	1
<i>Flexible busbar</i>						
10	3/7	7/3	D	FSL10	662125	1
14	5/9	9/5	D	FSL14	662126	1
11 (45kA SPD)	4/7	7/4	D	FSL11SA	662130	1

Insulated time delayed RCCB split load - 100A 100mA TD RCCB & 80A 30mA RCCB



Available Q1 2008

MCB ways	Split		HxWxD code	Cat. No.	Ref. No.	Pack.
	Iso	RCCB				
10	5	5	C	SLTD55	662129	1

Garage & Shower



Description	RCCB Rating (A)	HxWxD code	Cat. No.	Ref. No.	Pack.
Garage unit 16A+6A	40A	A	GA40	662116	1
Shower unit 40A MCB	63A	A	SH40	662117	1
Shower unit 50A MCB	63A	A	SH50	662118	1

(1) Main switch rated at 63A
(2) RCD main switch rated at 63A



Metal main switch up to 100A

MCB ways	Rating (A)	HxWxD code	Cat. No.	Ref. No.	Pack.
2 ⁽¹⁾	63A	A	VCM2	618401	1
4	100A	B	VCM4	618402	1
6	100A	B	VCM6	618403	1
9	100A	C	VCM9	618404	1
13	100A	D	VCM13	618405	1

Metal RCCB main switch up to 80A

MCB ways	Rating (A)	Sensitivity (mA)	HxWxD code	Cat. No.	Ref. No.	Pack.
2 ⁽²⁾	63A	30mA	A	VCMA2	618406	1
4	80A	30mA	B	VCMA4	618407	1
6	80A	30mA	B	VCMA6	618409	1
9	80A	30mA	C	VCMA9	618411	1
13	80A	30mA	D	VCMA13	618413	1

Metal split load 100A main switch & 80A 30mA RCCB

MCB ways	Split		HxWxD code	Cat. No.	Ref. No.	Pack.
	Iso	RCCB				
<i>Pre-configured</i>						
6	3	3	C	VCM3A3	618416	1
8	4	4	D	VCM4A4	618419	1
10	5	5	D	VCM5A5	618423	1
14	7	7	D	VCM7A7	618489	1

Metal time delayed RCCB split load 100A 100mA TD RCCB & 80A 30mA RCCB

MCB ways	Split		HxWxD code	Cat. No.	Ref. No.	Pack.
	Iso	RCCB				
10	5	5	D	VCMBD5A5	618101	1

Flush mounting kit for metal consumer units

MCB ways	HxWxD code	Cat. No.	Ref. No.	Pack.
10	A	FMP10	618485	1
14	B	FMP14	618486	1
18	B	FMP18	618487	1

(1) Main switch rated at 63A
(2) RCD main switch rated at 63A

NOTES:
a) Metal consumer unit also required.
b) Flush frame supplied separately for fitting by the installer.
c) Image shows frame and consumer unit assembled
d) To select the correct frame, match the frame and consumer unit dimension code.

Skeleton consumer units

MCB ways	Type	Cat. No.	Ref. No.	Pack.
12	100A main switch	MVISO12	618607	1
12	80A 30mA RCCB	MVRCD12	618617	1
10	Split Load 100A MS & 80A 30mA	MVSL10	618649	1

Fix-o-Rail Cover – IP30 insulated enclosure

Modules	Cat. No.	Ref. No.	Pack.
2	E2	610090	1
4	E4	610091	1

Fix-o-Rail Junior – IP40 insulated enclosure

Modules	Cat. No.	Ref. No.	Pack.
4	EC4E+N	610151	1
8	EC8E+N	610345	1

Fix-o-Rail Metal – IP30 metal enclosure

Modules	Cat. No.	Ref. No.	Pack.
4	FOR4	618910	1

Insulated design enclosures

Modules	Busbar ways	HxWxD code	Cat. No.	Ref. No.	Pack.
4	3	A	CU4BN	662131	1
10	9	B	CU10BN	662132	1
14	13	C	CU14BN	662133	1
18	17	D	CU18BN	662134	1

Insulated enclosures supplied with busbar and neutral link cable


Metal design enclosures

Modules	HxWxD code	Cat. No.	Ref. No.	Pack.
10	B	EDU10E+N	618791	1
14	C	EDU14E+N	618792	1
18	D	EDU18E+N	618793	1

Half DIN rail adaptor (metal consumer units only)

Description	Modules	Cat. No.	Ref. No.	Pack
Half DIN rail adaptor	2	HDIN2	618794	1
Half DIN rail adaptor	3	HDIN3	618795	1
Half DIN rail adaptor	4	HDIN4	618796	1
Half DIN rail adaptor	6	HDIN6	618797	1

Blanks, shrouds & locks



Description	Modules	Cat. No.	Ref. No.	Pack
Cover blanking plate	4	BLANK4	610382	4
Busbar shroud	3	SHR3	619018	10
Consumer unit door lock	-	CKEY	662137	1
Device padlock bracket	-	KS	624929	2

Transparent consumer unit doors



Description	Modules	Cat. No.	Ref. No.	Pack
Transparent door	4	CD4	662139	1
Transparent door	10	CD10	662140	1
Transparent door	14	CD14	662141	1
Transparent door	18	CD18	662142	1

Connection cables & linking pins



Description	Cat. No.	Ref. No.	Pack
Split load cable kit 10/14 modules	CSLKIT14	662136	1
Split load cable kit 18 modules	CSLKIT18	662138	1
Live link cable	LLINK1	409000	1
Neutral link cable	NLINK1	594009	1
Consumer unit linking pins	CULINKPIN	662144	10



New Domestic Range

Series DG - characteristic B & C - 6kA



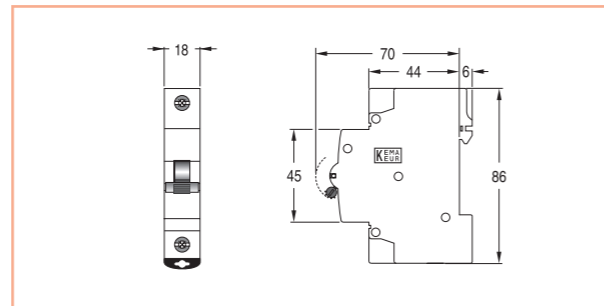
NEW Domestic Range

In (A)	B		C		Pack.
	Cat. No.	Ref. No.	Cat. No.	Ref. No.	
6	DG61B06	690722	DG61C06	690553	12
10	DG61B10	690723	DG61C10	690554	12
16	DG61B16	690724	DG61C16	690555	12
20	DG61B20	690725	DG61C20	690556	12
25	DG61B25	690726	DG61C25	690557	12
32	DG61B32	690727	DG61C32	690558	12
40	DG61B40	690728	DG61C40	690559	12
50	DG61B50	690729	DG61C50	690560	12

Performance data

Standard	BS EN60898
Current rating	6A - 50A
Voltage	240V 50Hz
Min. operating voltage	12V
Tripping characteristic	B & C
Poles	1P (1 mod)
Terminal capacity	25mm ²

Dimensions



Series DPE - type AC - characteristic B & C



NEW 50A

In (A)	B		C		Pack
	Cat. No.	Ref. No.	Cat. No.	Ref. No.	
6	DPE100B06/030	605007	DPE100C06/030	605021	1
10	DPE100B10/030	605008	DPE100C10/030	605022	1
16	DPE100B16/030	605009	DPE100C16/030	605023	1
20	DPE100B20/030	605010	DPE100C20/030	605024	1
25	DPE100B25/030	605011	DPE100C25/030	605025	1
32	DPE100B32/030	605012	DPE100C32/030	605026	1
40	DPE100B40/030	605013	DPE100C40/030	605027	1
50	DPE100B50/030	605732	DPE100C50/030	605733	1

Series DPE - type A - characteristic B & C



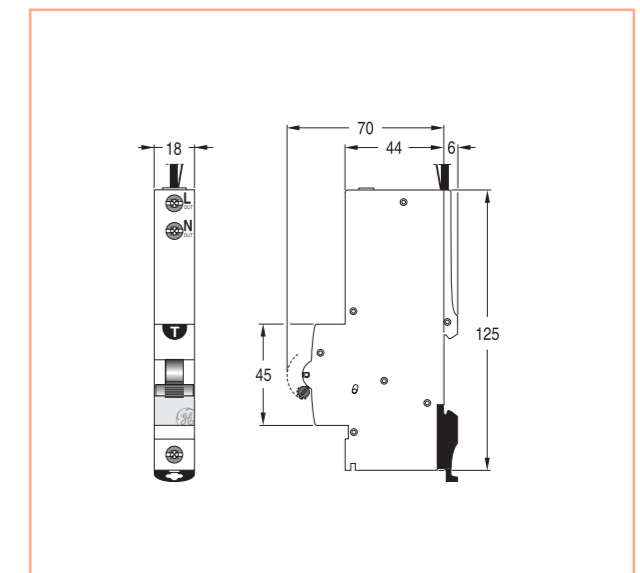
NEW 50A

In (A)	B		C		Pack
	Cat. No.	Ref. No.	Cat. No.	Ref. No.	
6	DPEA100B06/030	605092	DPEA100C06/030	605106	1
10	DPEA100B10/030	605093	DPEA100C10/030	605107	1
16	DPEA100B16/030	605094	DPEA100C16/030	605108	1
20	DPEA100B20/030	605095	DPEA100C20/030	605109	1
25	DPEA100B25/030	605096	DPEA100C25/030	605110	1
32	DPEA100B32/030	605097	DPEA100C32/030	605111	1
40	DPEA100B40/030	605098	DPEA100C40/030	605112	1
50	DPEA100B50/030	605720	DPEA100C50/030	605721	1

Performance data

Standard	BS EN61009
Current rating	6A - 50A
Voltage	240V 50Hz
Min. operating voltage	100V
Tripping characteristic	B & C
Sensitivity	30mA
Poles	1P+N (1 mod)
Terminal capacity	25mm ² (top) 35mm ² (bottom)
Ambient temperature	-5 up to 55 °C
Weight	235g
Flying lead length	590mm
Fault rating	10kA
Selectivity class	3

Dimensions



For details of our complete range of RCBO's please refer to our ElfaPlus modular devices catalogue

Series DCG - type AC



NEW Domestic Range

In (A)	30mA		100mA		Pack
	Cat. No.	Ref. No.	Cat. No.	Ref. No.	
40	DCG240/030	690778	-	-	6
63	DCG263/030	608413	-	-	6
80	DCG280/030	608300	-	-	6

Series DSG - type S (time delayed)



NEW Domestic Range

In (A)	30mA		100mA		Pack
	Cat. No.	Ref. No.	Cat. No.	Ref. No.	
100	-	-	DSG2100/100	608301	6

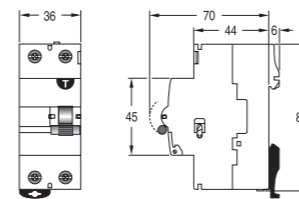
For details of our complete range of RCCB's please refer to our ElfaPlus modular devices catalogue

Performance data

Standard	BS EN61008
Current rating	40A, 63A, 80A & 100A
Voltage	240V 50Hz
Min operating voltage	100V
Sensitivity	30mA, 100mA
Poles	2P (2 mod)
Terminal capacity	35mm ²
Ambient temperature	-5 up to 55 °C
Weight	220g

Dimensions

DCG/DSG



Contax - Contactors



In (A)	Poles	Coil (V)	Modules	Cat. No.	Ref. No.	Pack.
20	2	230V	1	CTX2020230A	666131	1
40	2	230V	3	CTX4020230U	666146	1

Series T - Bell transformers



Power	Voltage	Modules	Cat. No.	Ref. No.	Pack.
5	220..240V	2	TRB5	666638	1
8	220..240V	2	TRB8	666650	1
10	220..240V	2	TRB10	666636	1
15	220..240V	2	TRB15	666637	1

Classic & Galax - Time switches



Program	Channels	Modules	Cat. No.	Ref. No.	Pack.
Analogue					
Day	1	1	CLSQ11D	666105	1
Day	1	3	CLSQ31D	666104	1
Week	1	3	CLSQ31W	666109	1
Digital					
Day/week	1	1	GLXQ11W42	666187	1
Day/week	2	2	GLXQ22W42	666191	1

Pulsar - Staircase time switch



Delay Nom	Modules	Cat. No.	Ref. No.	Pack.
0.5..12min	6A/250V	1	PLTSEM	666510

Surgeguard - Surge Arresters



Rating	Poles	Modules	Cat. No.	Ref. No.	Pack.
20kA	1P (Plug-In)	1	SGSP2202	666545	1
20kA	1P+N	2	SGMM2202	666525	1

For details of our complete range of modular control devices please refer to our ElfaPlus modular devices catalogue

